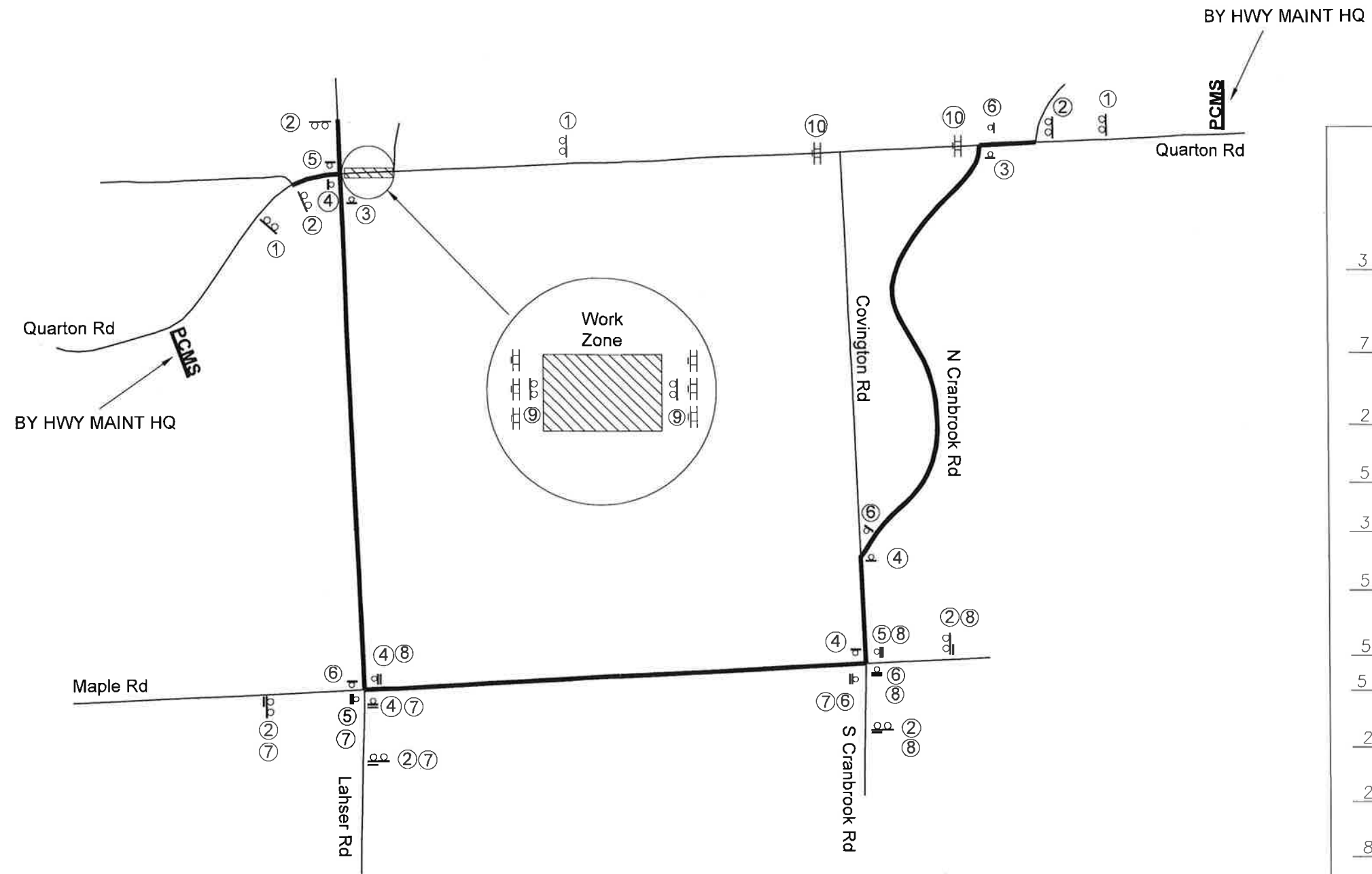


Traffic Safety Quarton Rd Detour Signing Diagram

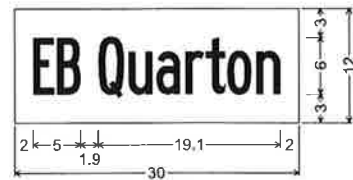


Know what's below.
Call before you dig.

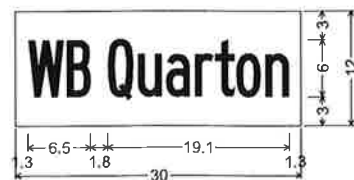


KEY

- 3 W20-3-48 ROAD CLOSED AHEAD ①
- 7 W20-2-48 DETOUR AHEAD ②
- 2 M4-8A-30 END DETOUR ③
- 5 M4-9-30 R DETOUR → ④
- 3 M4-9-30 T DETOUR ↑ ⑤
- 5 M4-9-30 L DETOUR ← ⑥
- 5 D3-1* EB Quarton ⑦
- 5 D3-1* WB Quarton ⑧
- 2 R11-2 ROAD CLOSED ⑨
- 2 R11-4 ROAD CLOSED TO THRU TRAFFIC ⑩
- 8 TYPE III



No border, White on Orange;
[EB Quarton] Black B 31% spacing;



No border, White on Orange;
[WB Quarton] Black B 30% spacing;

TRAFFIC DEVICES THIS SHEET		
ITEM	UNIT	QTY
Sign, Type B, Temp, Prismatic, Furn	Sft	276
Sign, Type B, Temp, Prismatic, Oper	Sft	276
Sign, Type B, Temp, Prismatic, Special, Furn	Sft	25
Sign, Type B, Temp, Prismatic, Special, Oper	Sft	25

DETOUR ROUTE

C:\USERS\AWL\FONG\DOCUMENTS\TRAFFIC\BLOOMFIELD\DETOURS\QUARTON\QUARTON DETOUR May, 14, 19 - 3:15 PM